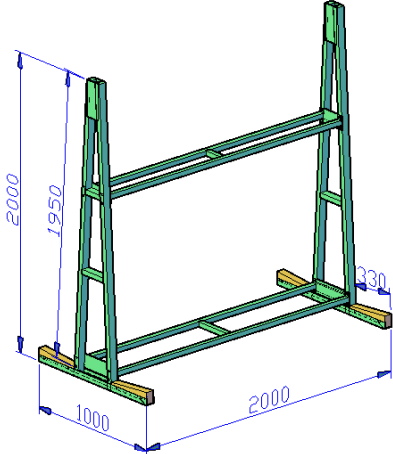
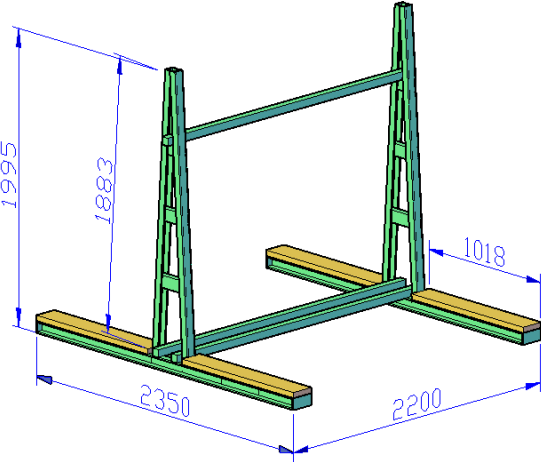
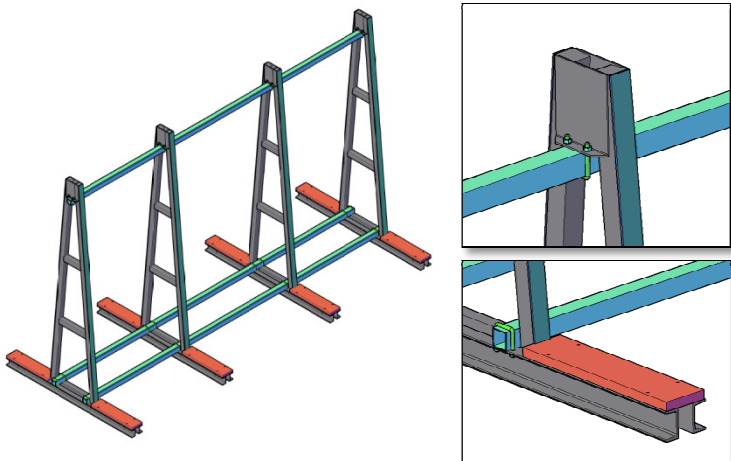


## CAVALETES PARA STOCKAGEM DE CHAPA

	<b>Descritivo</b>	Cavalete Aligeirado Chapa Pequena
	<b>Modelo</b>	CVCH-001
	<b>Tara</b>	30 Kg
	<b>Carga Max.</b>	5000 Kg
	<b>Altura Total</b>	2000mm
	<b>Largura total</b>	1000 mm
	<b>Comprimento</b>	2000 mm
	<b>Altura Útil</b>	1950 mm
	<b>Larg. Útil</b>	330 mm

	<b>Descritivo</b>	Cavalete para chapa Pequena
	<b>Modelo</b>	CVCH-002
	<b>Tara</b>	200 Kg
	<b>Carga Max.</b>	10000 Kg
	<b>Altura Total</b>	1995 mm
	<b>Largura total</b>	2350 mm
	<b>Comprimento</b>	2200 mm
	<b>Altura Útil</b>	1883 mm
	<b>Larg. Útil</b>	1018 mm

	<b>Descritivo</b>	Cavalete para chapa Grande C/4 Pés Apoio
	<b>Modelo</b>	CVCH-003
	<b>Tara</b>	400kg
	<b>Carga Max.</b>	20 Ton
	<b>Altura Total</b>	3000
	<b>Largura total</b>	2000
	<b>Comprimento</b>	5000
	<b>Altura Útil</b>	2850
	<b>Larg. Útil</b>	660